


Memory Module Specifications

KF564R32RB-16

16GB 1Rx8 2G x 80-Bit

PC5-6400 CL32 Registered EC8 288-Pin DIMM



DEFAULT SPECIFICATIONS

CL(IDD)	40 cycles
Row Cycle Time (tRCmin)	48ns(min.)
Refresh to Active/Refresh Command Time (tRFCmin)	295ns(min.)
Row Active Time (tRASmin)	32ns(min.)
Row Precharge Time (tRPmin)	16ns(min.)
UL Rating	94 V - 0
Operating Temperature	0° C to +95° C
Storage Temperature	-55° C to +100° C

DESCRIPTION

Kingston FURY KF564R32RB-16 is a 2G x 80-bit (16GB) DDR5-6400 CL32 SDRAM (Synchronous DRAM) 1Rx8, ECC memory module, based on ten 2G x 8-bit FBGA components per module. The module supports Intel® Extreme Memory Profiles (Intel® XMP) 3.0. Each module has been tested to run at DDR5-6400 at a low latency timing of 32-39-39 at 1.4V. The SPDs are programmed to JEDEC standard latency DDR5-4800 timing of 40-39-39 at 1.1V. Each 288-pin DIMM uses gold contact fingers. The JEDEC standard electrical and mechanical specifications are as follows:

DEFAULT FEATURES

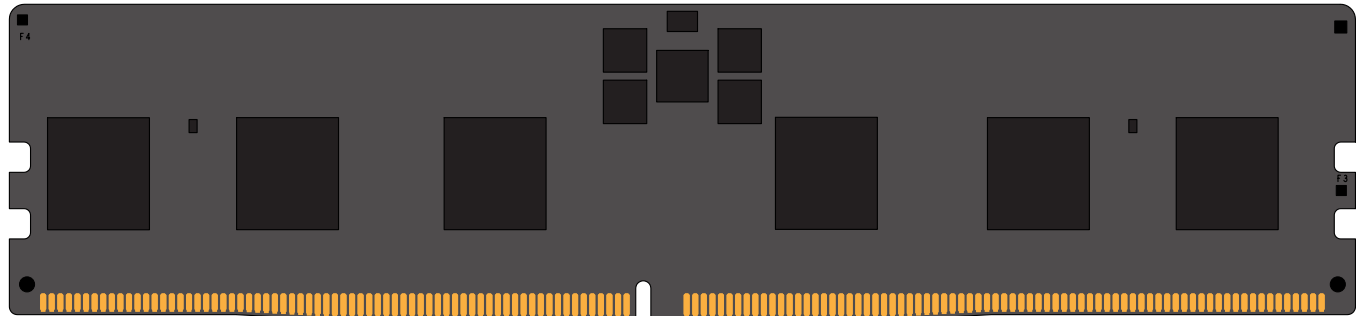

- Power Supply: VDD = 1.1V Typical
- VDDQ = 1.1V Typical
- VPP = 1.8V Typical
- VDDSPD = 1.8V to 2.0V
- On-Die ECC
- x80 ECC (x40, 2 independent I/O sub channels)
- 32 internal banks
- Hard/Soft Post Package Repair
- Sideband access with I3C/I2C
- PCB: Height 1.23" (31.25mm)
- RoHS Compliant and Halogen-Free

FACTORY TIMING PARAMETERS

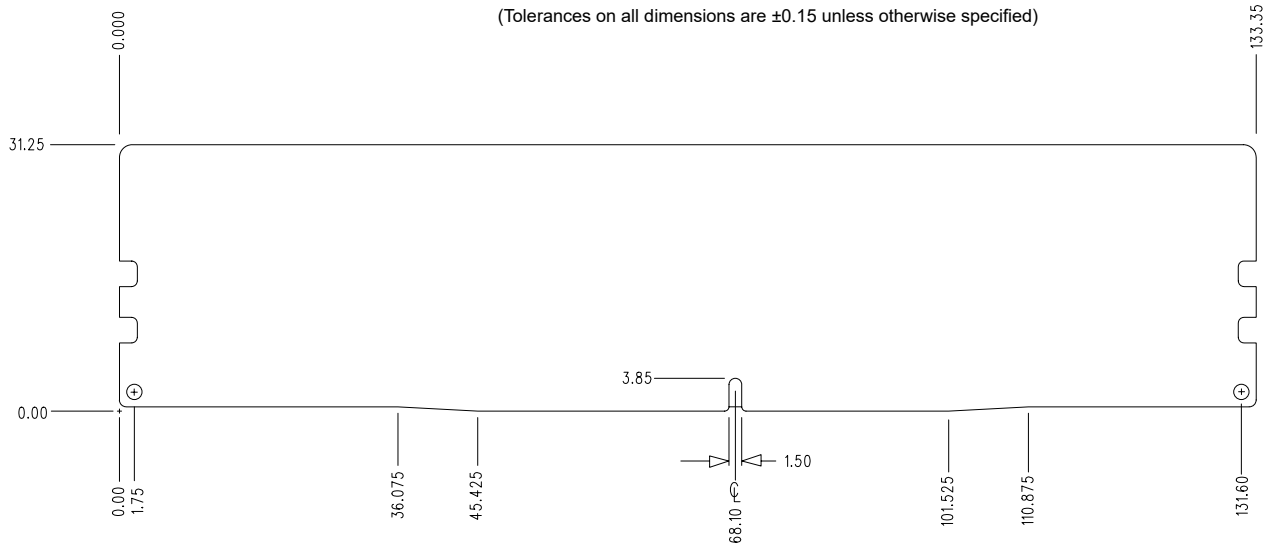
- Default (JEDEC): DDR5-4800 CL40-39-39 @1.1V
- XMP Profile #1: DDR5-6400 CL32-39-39 @1.4V
- XMP Profile #2: DDR5-6000 CL32-38-38 @1.35V
- XMP Profile #3: DDR5-4800 CL36-38-38 @1.1V

Continued >>

MODULE DIMENSIONS



All measurements are in millimeters.
(Tolerances on all dimensions are ± 0.15 unless otherwise specified)



The product images shown are for illustration purposes only and may not be an exact representation of the product. Kingston reserves the right to change any information at anytime without notice.

FOR MORE INFORMATION, GO TO KINGSTON.COM

All Kingston products are tested to meet our published specifications. Some motherboards or system configurations may not operate at the published Kingston FURY memory speeds and timing settings. Kingston does not recommend that any user attempt to run their computers faster than the published speed. Overclocking or modifying your system timing may result in damage to computer components.

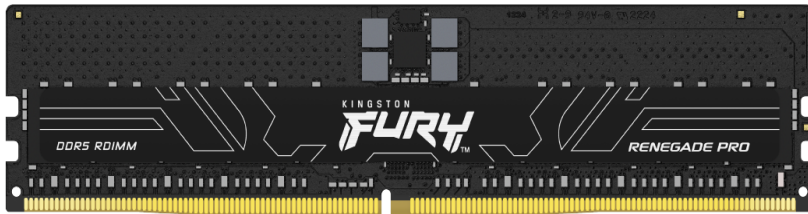
Revision No.	History	Release Date	Remark	Editor	Approved
A	Initial Release	10/24/23		David Y.	Alex S.
*Products and specifications discussed herein are for evaluation and reference purposes only and are subject to change without notice. All information discussed herein is provided on an “as is” basis, without warranties of any kind.					

Memory Module Specifications

KF564R32RB-32

32GB 1Rx4 4G x 80-Bit

PC5-6400 CL32 Registered EC8 288-Pin DIMM



DEFAULT SPECIFICATIONS

CL(IDD)	40 cycles
Row Cycle Time (tRCmin)	48ns(min.)
Refresh to Active/Refresh Command Time (tRFCmin)	295ns(min.)
Row Active Time (tRASmin)	32ns(min.)
Row Precharge Time (tRPmin)	16ns(min.)
UL Rating	94 V - 0
Operating Temperature	0° C to +95° C
Storage Temperature	-55° C to +100° C

DESCRIPTION

Kingston FURY KF564R32RB-32 is a 4G x 80-bit (32GB) DDR5-6400 CL32 SDRAM (Synchronous DRAM) 1Rx4, ECC memory module, based on twenty 4G x 4-bit FBGA components per module. The module supports Intel® Extreme Memory Profiles (Intel® XMP) 3.0. Each module has been tested to run at DDR5-6400 at a low latency timing of 32-39-39 at 1.4V. The SPDs are programmed to JEDEC standard latency DDR5-4800 timing of 40-39-39 at 1.1V. Each 288-pin DIMM uses gold contact fingers. The JEDEC standard electrical and mechanical specifications are as follows:

DEFAULT FEATURES

- Power Supply: VDD = 1.1V Typical
- VDDQ = 1.1V Typical
- VPP = 1.8V Typical
- VDDSPD = 1.8V to 2.0V
- On-Die ECC
- x80 ECC (x40, 2 independent I/O sub channels)
- 32 internal banks
- Hard/Soft Post Package Repair
- Sideband access with I3C/I2C
- PCB: Height 1.23" (31.25mm)
- RoHS Compliant and Halogen-Free

FACTORY TIMING PARAMETERS

- Default (JEDEC): DDR5-4800 CL40-39-39 @1.1V
- XMP Profile #1: DDR5-6400 CL32-39-39 @1.4V
- XMP Profile #2: DDR5-6000 CL32-38-38 @1.35V
- XMP Profile #3: DDR5-4800 CL36-38-38 @1.1V

Continued >>

Revision No.	History	Release Date	Remark	Editor	Approved
A	Initial Release	10/24/23		David Y.	Alex S.
*Products and specifications discussed herein are for evaluation and reference purposes only and are subject to change without notice. All information discussed herein is provided on an "as is" basis, without warranties of any kind.					